



6150 MEMBRANE NITROGEN GENERATOR




39" - 54" L X 25" W x 56" H
815 - 1365 LBS

Featuring GENERON 6150 - CP membranes, this system is specially designed for industrial applications to reach **higher efficiency at a lower cost.**

This is achieved by a lighter overall design, and simpler integration with our Kwik Connect Manifold system.

GENERON® Membrane Modules have been at the forefront of the industry for over 35 years. Our research and development team in California works continuously to improve the performance and durability of our membranes.

The GENERON Parts and Service department provides maintenance and technical support worldwide, and can be reached online or through your GENERON sales representative.



**SMALLEST FOOTPRINT
AVAILABLE IN MARKET**



**LOWEST ENERGY
CONSUMPTION OF
AVAILABLE
COMMERCIAL
MEMBRANE SYSTEMS**



**DESIGNED FOR EASE OF
INSTALLATION AND
MAINTENANCE**


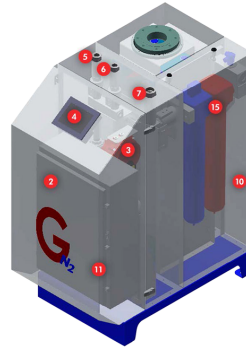


**MEETS NEC
STANDARDS**



6150 MEMBRANE NITROGEN GENERATOR

- 1 Space Saving Light Weight Footprint
- 2 Hinged Easy Access Front Panel
- 3 Automatic Purity Control Valve
- 4 SureLink PLC System
- 5 N2 Discharge Port: 1" - 1.5" (DN 25 - 40)
- 6 Off-Spec Air Vent: 1" - 1.5" (DN 25 - 40)
- 7 Compressed Air Supply: 1" - 1.5" (DN 25 - 40)
- 8 Permeate Port



- 9 Integrated Sensors
- 10 Removeable Side Panel for Maitnence
- 11 UL Certified Electrical Panel
- 12 Kwik Connect Manifold
- 13 Air Distribution Header
- 14 6800 - CP Membrane Modules
- 15 Air Sure Multi Stage Compressed Air Pretreatment System

Model Size	Inlet Pressures		NITROGEN PURITY / FLOW RATE							
	PSIG	BARG	95%		96%		97%		99.5%	
			SCFH	NM3/H	SCFH	NM3/H	SCFH	NM3/H	SCFH	NM3/H
6151	100 - 175	6.90 - 12	1342 - 2720	35 - 70	1129-2285	29 - 59	930 - 1879	24 - 49	427 - 854	11 - 22
6152	100 - 175	6.90 - 12	2684 - 5440	70 - 140	2258-4570	59 -118	1860 - 3758	48 - 98	854 - 1708	22 - 44
6153	100 - 175	6.90 - 12	4026 - 8160	105 - 210	3387-6855	87 - 177	2629 - 5637	72 - 147	1281 - 2562	33 - 66
6154	100 - 175	6.90 - 12	5368 -10880	140 - 280	4516-9140	116 - 236	3720 - 7516	96 - 196	1708 - 3416	44 - 88
6155	100 - 175	6.90 - 12	6710 -13600	175 - 350	5645-11425	137 - 295	4650 - 9395	120 - 245	2135 - 4270	55 - 110
6156	100 - 175	6.90 - 12	8052 -16320	210 - 420	6374-13710	174 - 354	5258 - 10625	145 - 294	2562 - 5124	66 - 132
6157	100 - 175	6.90 - 12	9394 -19040	229 - 490	7903-15995	192 - 413	6510 - 13153	159 - 343	2989 - 5978	77 -154
6158	100 - 175	6.90 - 12	10736-21760	280 - 560	9032-18280	232 - 472	7440 - 16032	193 - 392	3416 - 6832	88 -176

Flow and pressure values are averages with tolerance of 4%. Performance data based on 40°F(4.4°C) pressure dew point and 80°F(27°C) inlet at membrane. Standard conditions 68°F (20°C) and 14.696 PSI(1 atm)